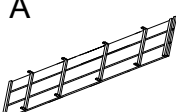
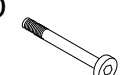
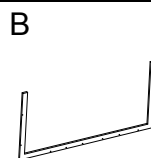

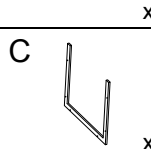


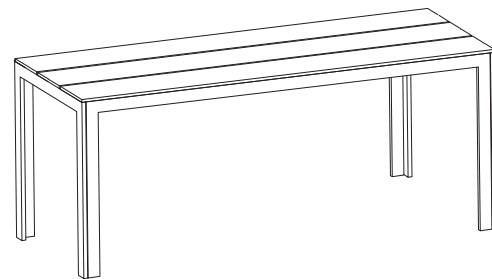


BOLERO

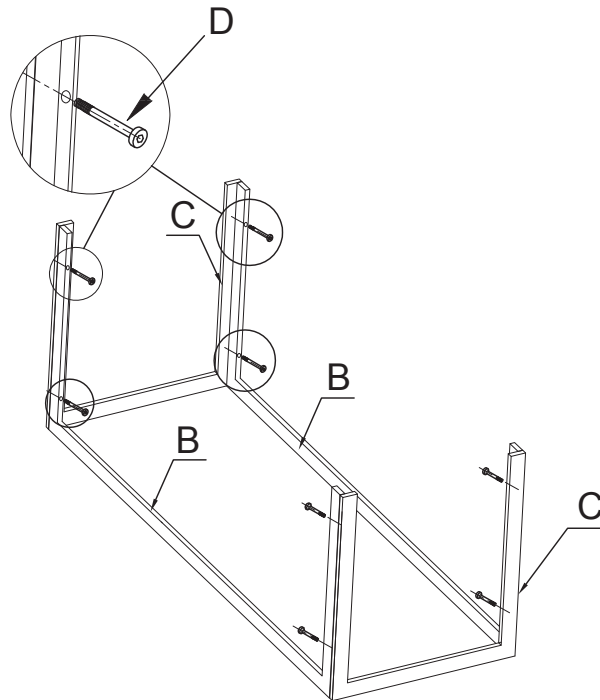
HZ024: Valletta Grey Slatted Bench Assembly Instructions

Packed parts

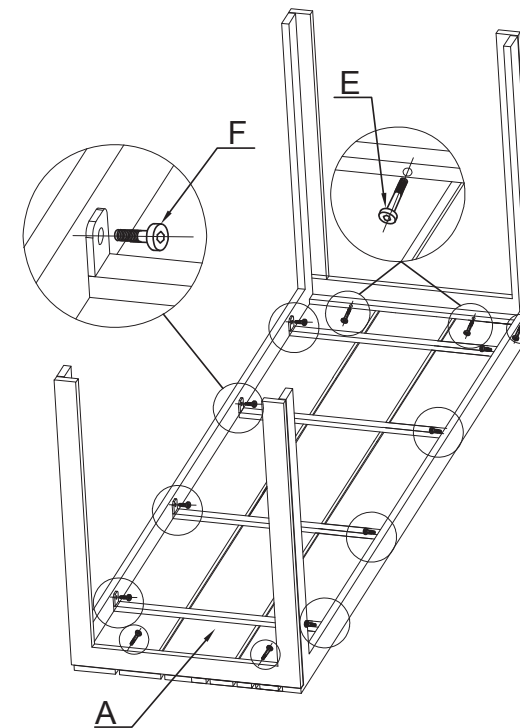
A  x1	D  M6x45mm x8
B  x2	E  M6x30mm x4
C  x2	F  M6x15mm x8
G  x1	



1



2



Note: Heatproof mats are recommended to use for hot plates.

Before assembly, carefully remove all packaging and ensure all parts are present. Please periodically check and tighten assembly.

Once assembled please do not attempt to move or lift the table by pulling the table top as this will cause damage to top!

During bad weather, it is advised to cover the product or store in a cool and dry place.



UK		Fourth Way, Avonmouth, Bristol, BS11 8TB United Kingdom
Eire	+44 (0)845 146 2887	Unit 9003, Blarney Business Park, Blarney Co. Cork, Ireland
NL	040 - 2628080	
FR	01 60 34 28 80	
BE-NL	0800-29129	

BE-FR	0800-29229	
DE	0800 - 1860806	
ES	901-100 133	
AU	1300 225 960	15 Badgally Road, Campbelltown, 2560, NSW, Australia

HZ024_ML_A4_v1_2024/07/16